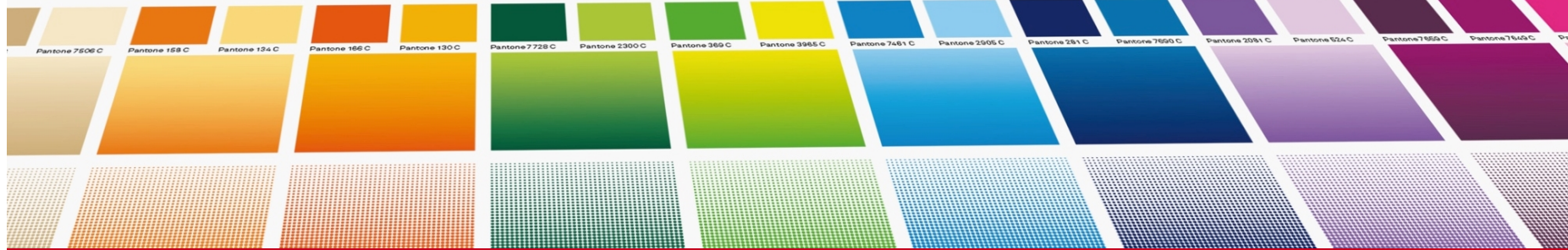




COLOURS
YOU WILL
GET EXCITED
ABOUT



TELECONFERENCE FOR FINANCIAL ANALYSTS AND THE MEDIA

Mex, 27.07.2017

AGENDA

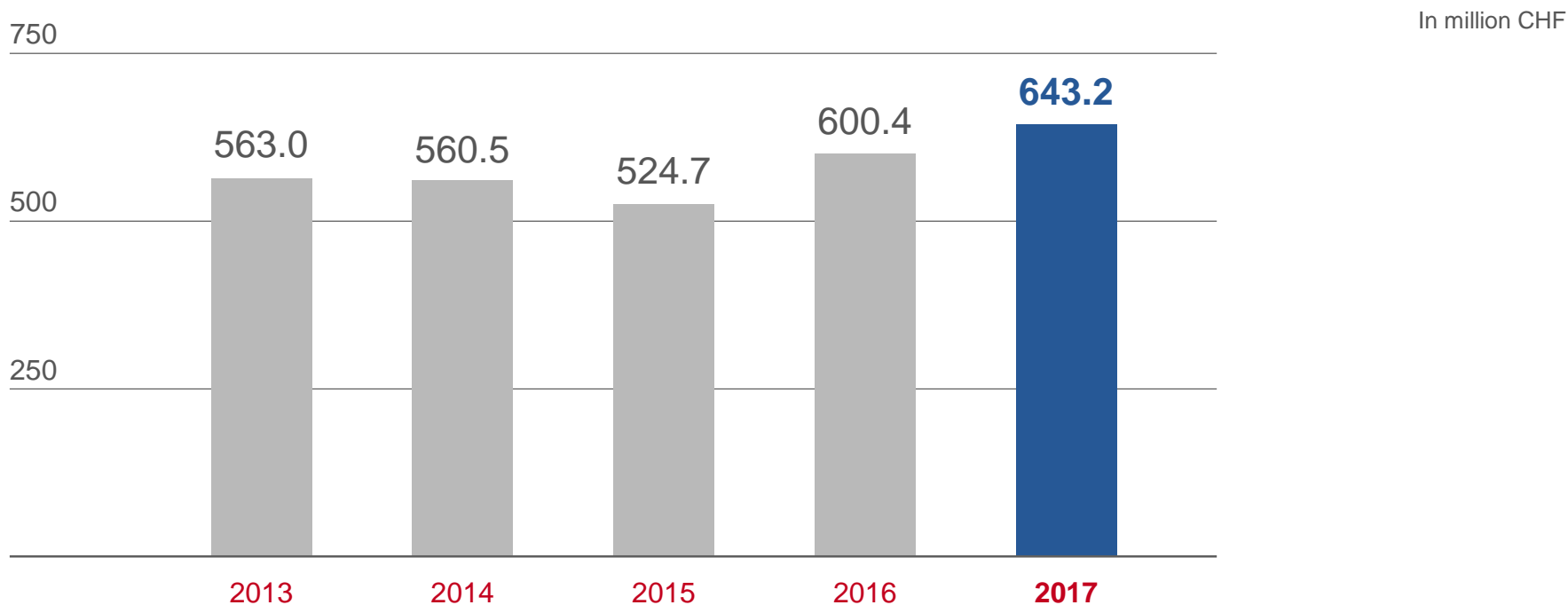
Mex, July 27, 2017

- H1 2017 - Group results
- Digital printing strategy

H1 2017 GROUP RESULTS

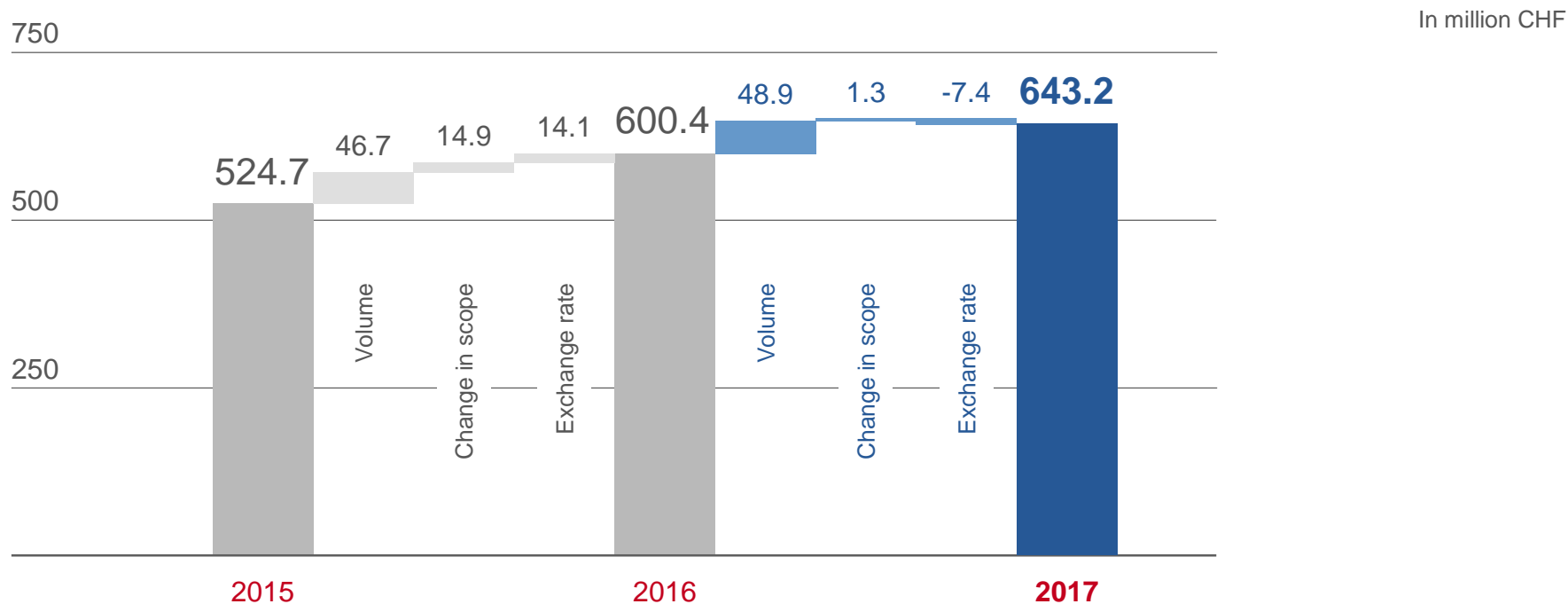
H1 2017 - GROUP RESULTS

Evolution of consolidated sales



H1 2017 - GROUP RESULTS

Analysis of the evolution of sales



H1 2017 - GROUP RESULTS

Distribution of consolidated sales

Sales by Business Unit	H1 2017	%	H1 2016	%	In million CHF
BU Sheet-fed	302.3	47.0	289.2	48.2	
BU Web-fed	119.5	18.6	100.6	16.7	
BU Services	221.2	34.4	210.1	35.0	
Other	0.2	0.0	0.5	0.1	
Total	643.2	100.0	600.4	100.0	

H1 2017 - GROUP RESULTS

Distribution of consolidated sales

Sales by business activity	H1 2017	%	H1 2016	%	In million CHF
Machines	420.5	65.4	388.6	64.7	
Spare parts and services	222.7	34.6	211.8	35.3	
Total	643.2	100.0	600.4	100.0	

H1 2017 - GROUP RESULTS

Distribution of consolidated sales

Sales by geographical distribution	H1 2017	%	H1 2016	%	In million CHF
Europe	279.6	43.5	309.1	51.5	
Americas	173.0	26.9	161.3	26.8	
Asia & Oceania	170.7	26.5	100.8	16.8	
Africa	19.9	3.1	29.2	4.9	
Total	643.2	100.0	600.4	100.0	

H1 2017 - GROUP RESULTS

Profit and loss

	H1 2017	H1 2016	Δ%
Sales	643.2	600.4	7.1
Other operating income	10.0	8.4	
Raw materials and services	-435.3	-430.0	
Change in inventories	76.8	78.0	
Personnel costs	-228.2	-217.9	
Depreciation and amortization	-19.4	-14.6	
Other operating expenses	-7.3	-6.3	
Operating result (EBIT)	39.8	18.0	121.1
Share of result of associates	3.8	0.0	
Interest expenses	-2.9	-2.7	
Other financial income	2.1	3.4	
Other financial expenses	-2.3	-2.4	
Result before income tax	40.5	16.3	148.5
Income tax	-12.8	-6.6	
Net result	27.7	9.7	185.6

In million CHF

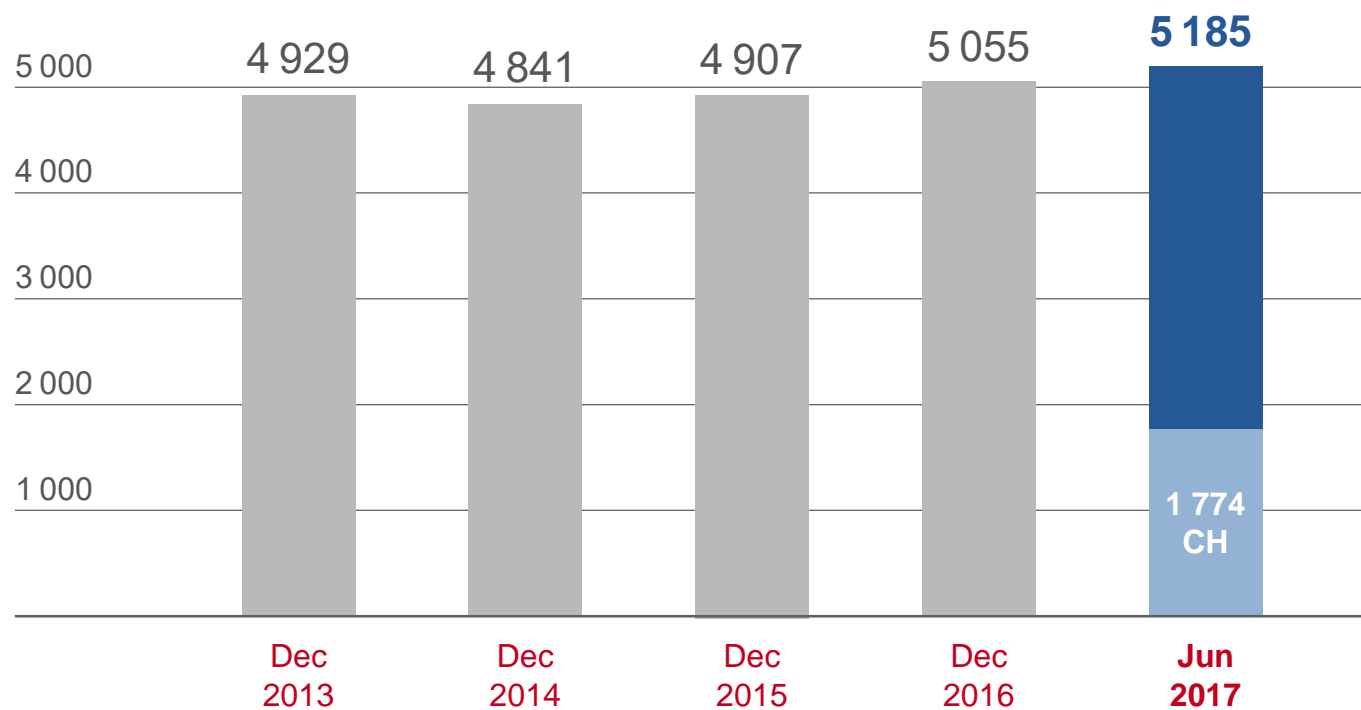
H1 2017 - GROUP RESULTS

Balance sheet

Assets	H1 2017	%	H1 2016	%	In million CHF
Non-current assets	415.5	29.0	412.2	30.7	
Current assets	734.8	51.3	673.0	50.1	
Cash & cash equivalents	282.0	19.7	256.9	19.2	
Total assets	1 432.3	100.0	1 342.1	100.0	
Liabilities					
Equity	464.1	32.4	413.7	30.8	
Non-current liabilities	389.5	27.2	389.0	29.0	
Current liabilities	578.7	40.4	539.4	40.2	
Total liabilities & equity	1 432.3	100.0	1 342.1	100.0	

H1 2017 - GROUP RESULTS

Headcount



Headcount apprentices included

H1 2017 - GROUP RESULTS

Headcount

	Dec 2013	Dec 2014	Dec 2015	Dec 2016	Jun 2017
Europe	3 622	3 496	3 506	3 553	3 638
Americas	423	419	411	461	464
Asia & Oceania	846	886	946	987	1 030
Africa	38	40	44	54	53
Total	4 929	4 841	4 907	5 055	5 185
Change in scope of consolidation			65	28	59
Switzerland	1 853	1 783	1 730	1 733	1 774

Headcount apprentices included

THE BOBST DIGITAL PRINTING STRATEGY

PLEASE REFER TO MOUVENT WEBSITE FOR FURTHER
INFORMATION: WWW.MOUVENT.COM

INQUIRIES

Investors and media relations

Stefano Bianchi

- +41 21 621 27 57
- investors@bobst.com

For more detailed information on Bobst Group, please refer to our websites:

- www.bobst.com
- <http://investors.bobst.com>

DISCLAIMER

Bobst Group SA and its affiliated companies operate in a rapidly changing environment. Some of the inherent risks are beyond the control of the company. Certain statements and the material which accompany this presentation by Bobst Group SA are by their very nature forward-looking. The actual results of Bobst Group SA and the consolidated results of Bobst Group may differ materially from those predicted in these presentations. While reasonable efforts have been made to ensure that the information provided in the presentation gives a correct picture of the performance, this presentation is only a summary of the performance of Bobst Group and its affiliated companies. Bobst Group has used reasonable efforts to ensure the accuracy and timeliness of the data included in this presentation as of the day when it is made. Bobst Group SA makes no representation or warranty as to the continued accuracy of the data provided and has no obligation to update the data shown in this presentation, as operational changes may occur as time goes by.

The contents of this presentation are the copyright Bobst Group SA, and may not be reproduced, transferred, or stored without prior written permission from Bobst Group SA.